

Crustal Deformation Modeling Tutorial

Spontaneous Rupture with PyLith

Brad Aagaard
Matthew Knepley
Charles Williams



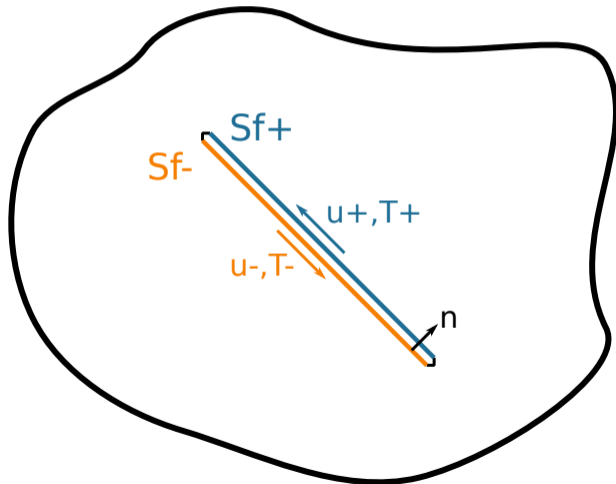
June 27, 2017

Concepts Covered in this Session

- Quasistatic simulations with spontaneous fault rupture driven by aseismic creep
- Fault constitutive models
 - Slip-weakening
 - Dieterich-Ruina rate-state friction w/ageing law
- Nonlinear solver parameters
- Initial fault traction perturbations

Fault Interface

Fault tractions couple deformation across interface



Governing Equations

Terms in governing equation associated with fault

- Traction on fault surface are analogous to boundary tractions

$$\dots + \underbrace{\int_{S_T} \vec{\phi} \cdot \vec{T} dS}_{\text{Neumann BC}} - \underbrace{\int_{S_{f+}} \vec{\phi} \cdot \vec{l} dS}_{\text{Fault +}} + \underbrace{\int_{S_{f-}} \vec{\phi} \cdot \vec{l} dS}_{\text{Fault -}} \dots = 0$$

- Relationship between slip and relative displacement

$$\int_{S_f} \vec{\phi} \cdot \left(\underbrace{\vec{d}}_{\text{Slip}} - \underbrace{(\vec{u}_+ - \vec{u}_-)}_{\text{Relative Disp.}} \right) dS = 0$$

Fault Constitutive Model

Fault constitutive model places constraints on Lagrange multipliers

- Shear components of Lagrange multipliers limited by fault constitutive model

$$l_{shear} \leq T_{friction} \quad (1)$$

- Fault friction depends on cohesion, coefficient of friction, and normal traction

$$T_{friction} = \begin{cases} T_{cohesion} - \mu_f T_{normal} & T_{normal} \leq 0 \\ T_{cohesion} & T_{normal} > 0 \end{cases} \quad (2)$$

- Compression \Rightarrow no interpenetration, opening \Rightarrow free surface

$$T_{normal} u_{normal} = 0 \quad (3)$$

Solution Algorithm

Solution requires “friction sensitivity” solve in addition to nonlinear solve

- 1 Perform nonlinear iteration assuming no additional slip
- 2 Check to see if fault constitutive model is satisfied
- 3 If not satisfied, estimate slip required to reduce traction
 - 1 Extract subset of system associated with the fault

$$\begin{pmatrix} \mathbf{K}_{n+n+} & 0 & \mathbf{L}_p^T \\ 0 & \mathbf{K}_{n-n-} & -\mathbf{L}_p^T \\ \mathbf{L}_p & -\mathbf{L}_p & 0 \end{pmatrix} \begin{pmatrix} \vec{u}_{n+} \\ \vec{u}_{n-} \\ \vec{l}_p \end{pmatrix} = \begin{pmatrix} \vec{b}_{n+} \\ \vec{b}_{n-} \\ \vec{b}_p \end{pmatrix} \quad (4)$$

- 2 Perturb Lagrange multipliers to satisfy friction criterion
- 3 Inner solve to get slip producing Lagrange multiplier perturbation

$$\mathbf{K}_{n+n+} \cdot \partial \vec{u}_{n+} = -\mathbf{L}_p^T \cdot \partial \vec{l}_p, \quad (5)$$

$$\mathbf{K}_{n-n-} \cdot \partial \vec{u}_{n-} = \mathbf{L}_p^T \cdot \partial \vec{l}_p, \quad (6)$$

$$\partial \vec{d}_p = \partial \vec{u}_{n+} - \partial \vec{u}_{n-}. \quad (7)$$

- 4 Repeat

Coming in PyLith v3.x

New fault friction formulation

- Change meaning of Lagrange multiplier for fault friction
- Recompute Jacobian when switching from locked to sliding
- No “friction sensitivity” solve required
- **Much faster convergence in nonlinear solve**

Friction and Nonlinear Solver Parameters

Solver tolerances are **very** important

- Dynamic (spontaneous rupture) fault parameters
 - zero_tolerance** Iterative solver is not exact, so need threshold to detect nucleation of slip.
 - zero_tolerance_normal** Suppress fault opening for near zero values of slip.
- Linear solver must converge to tighter tolerance than fault **zero_tolerance** for fault to “lock”
 - ksp_rtol** Set to very small value to force absolute convergence
 - ksp_atol** Must be smaller than fault **zero_tolerance**
- Nonlinear solver tolerance should not be smaller than fault **zero_tolerance**
 - snestol** Set to very small value to force absolute convergence
 - snestol** Must be larger than fault **zero_tolerance**

Friction and Nonlinear Solver Parameters

Parameters from a typical example (see examples)

```
[pylithapp.problem.interfaces.fault]
zero_tolerance = 1.0e-9
zero_tolerance_normal = 1.0e-9

[pylithapp.petsc]
# Linear solver tolerances
ksp_rtol = 1.0e-20
ksp_atol>/p> = 1.0e-10

# Nonlinear solver tolerances
<p>snestol = 1.0e-20
snestol = 1.0e-8

# Set preconditioner for friction sensitivity solve
friction_pc_type = asm
friction_sub_pc_factor_shift_type = nonzero
```

Fault Constitutive Models

PyLith contains some of the more popular fault constitutive models

Static	Constant coefficient of friction
Slip-Weakening	Friction decreases with slip to a lower limit
Time-Weakening	Time replaces slip in slip-weakening friction model
Rate-State	Dieterich-Ruina rate-state friction with ageing law

Some additional, less popular, fault-constitutive models with combinations of slip-weakening and time-weakening are available for use in the SCEC Dynamic Rupture benchmarks.

Static Friction

Fault has constant coefficient of friction

- Coefficient of friction

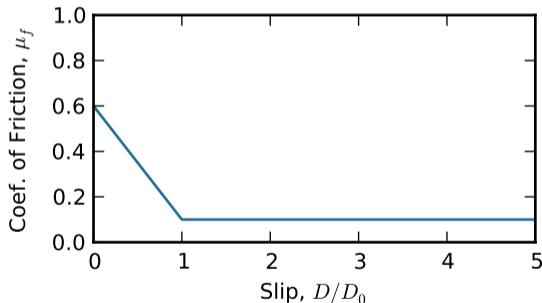
$$\mu_f = \mu_{static} \quad (8)$$

- Slip continues once threshold shear traction is reached
- No stick-slip behavior
- Generally only used in static simulations

Slip-Weakening Friction

Fault weakens with slip until it reaches a lower limit

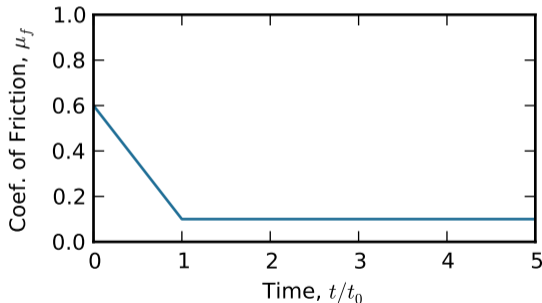
$$\mu_f = \begin{cases} \mu_{dynamic} + (1 - \frac{D}{D_0})(\mu_{static} - \mu_{dynamic}) & D \leq D_0 \\ \mu_{dynamic} & D > D_0 \end{cases} \quad (9)$$



Time-Weakening Friction

Fault weakens with time until it reaches a lower limit

$$\mu_f = \begin{cases} \mu_{dynamic} + (1 - \frac{t}{t_0})(\mu_{static} - \mu_{dynamic}) & t \leq t_0 \\ \mu_{dynamic} & t > t_0 \end{cases} \quad (10)$$

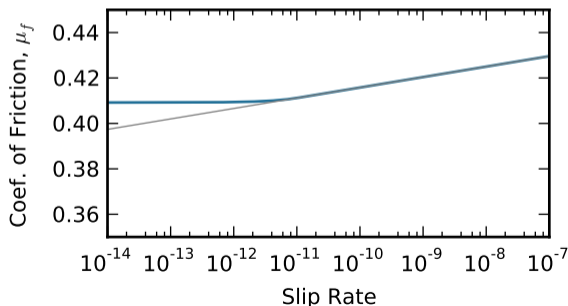


Rate-State Friction with Ageing Law

Dieterich-Ruina rate-state friction with ageing evolution law

$$\mu_f = \begin{cases} \mu_0 + a \ln\left(\frac{V}{V_0}\right) + b \ln\left(\frac{V_0\theta}{L}\right) & V \geq V_{linear} \\ \mu_0 + a \ln\left(\frac{V_{linear}}{V_0}\right) + b \ln\left(\frac{V_0\theta}{L}\right) - a\left(1 - \frac{V}{V_{linear}}\right) & V < V_{linear} \end{cases} \quad (11)$$

$$\frac{d\theta}{dt} = 1 - \frac{V\theta}{L} \quad (12)$$



Spontaneous Rupture Parameters

Overview of principal components

FaultCohesiveDyn	Fault object for spontaneous rupture
FrictionModel	Fault constitutive model
TractPerturbation	Prescribed spatial and/or temporal variation in fault tractions
SolverNonlinear	Quasi-static simulations with spontaneous rupture require nonlinear solver

Spontaneous Rupture Parameters

Example of fault parameters in a .cfg file

```
[pylithapp.timedependent.interfaces]
fault = pylith.faults.FaultCohesiveDyn

[pylithapp.timedependent.interfaces.fault]
friction = pylith.friction.StaticFriction
friction.label = Static friction

friction.db_properties = spatialdata.spatialdb.UniformDB
friction.db_properties.label = Static friction
friction.db_properties.values = [friction-coefficient, cohesion]
friction.db_properties.data = [0.6, 0.0*Pa]

traction_perturbation = pylith.faults.TractPerturbation
traction_perturbation.db_initial = spatialdata.spatialdb.SimpleDB
traction_perturbation.db_initial.label = Initial fault tractions
traction_perturbation.db_initial.iohandler.filename = spatialdb/tractions.spatialdb
```

Quasi-static Spontaneous Ruptures

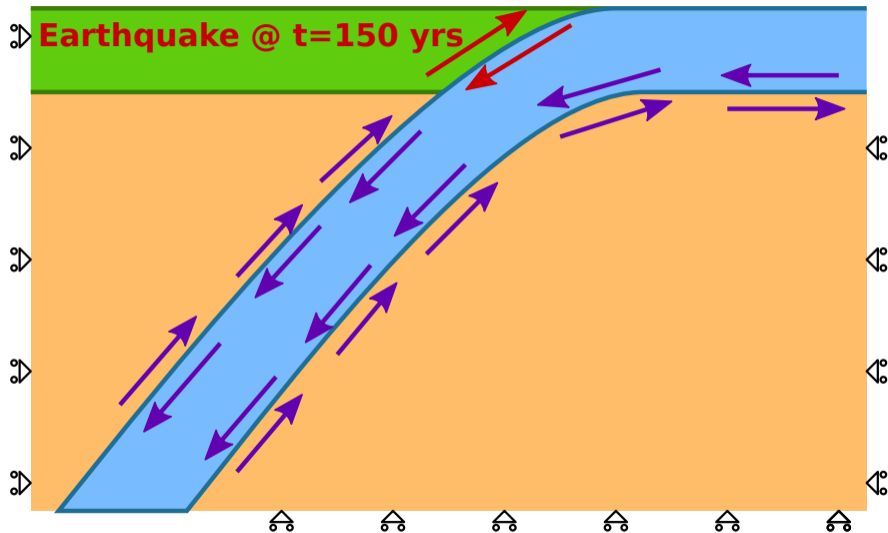
Step 5 in [examples/3d/subduction](#) does not work yet, and will likely take many minutes to run when it does work.

New examples in [examples/2d/subduction](#). Earthquake cycle with spontaneous rupture driven by subducting slab.

Step05 Slip-weakening friction

Step06 Rate-state friction

2-D Subduction Zone Description



Step 5: Tour of Input Files

`pylithapp.cfg` Parameters (mostly) common to Steps 1–6

`step05.cfg` Parameters specific to Step 5

`fault_slabtop_slipweakening.spatialdb` Friction properties spatial database

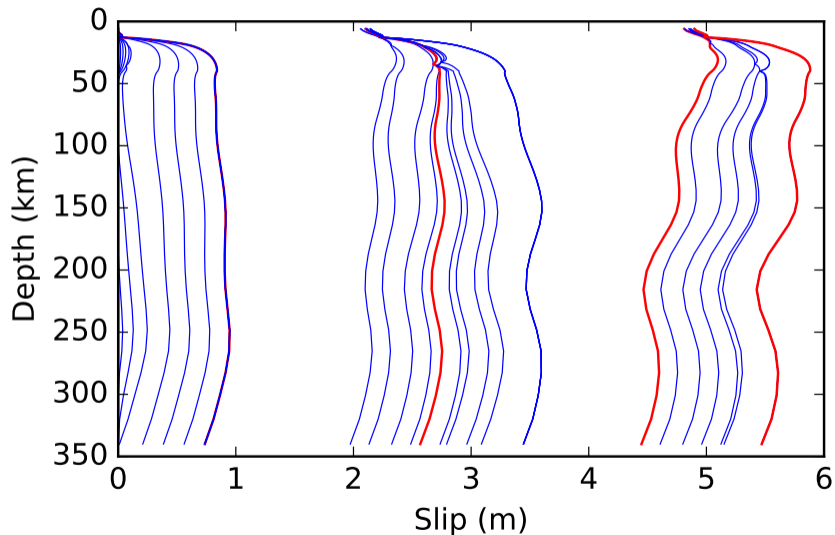
`fault_slabtop_tractions.spatialdb` Fault tractions spatial database

Run the simulation:

```
pylith step05.cfg >& step05.log &  
tail -f step05.log
```

Step 5: Slip Profiles Versus Time

Earthquake rupture causes slip over entire fault



Step 6: Tour of Input Files

`step06.cfg` Parameters specific to Step 5

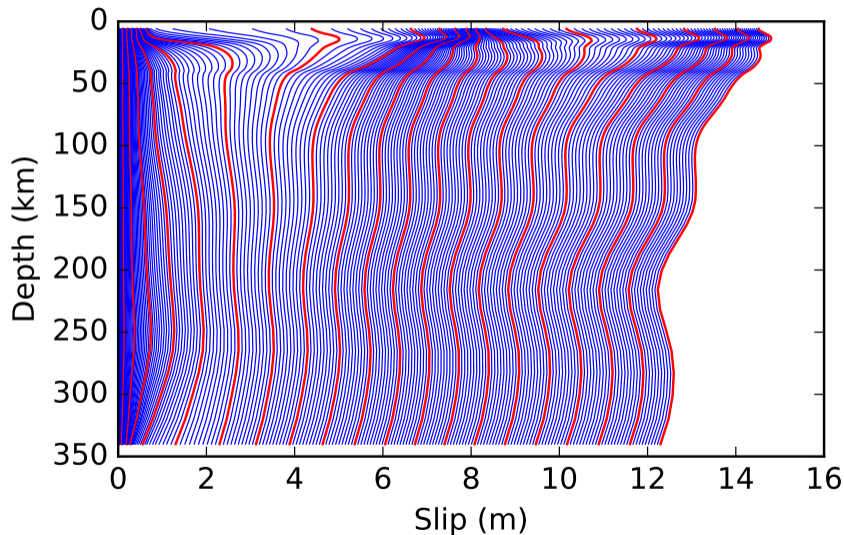
`fault_slabtop_ratestate.spatialdb` Friction properties spatial database

Run the simulation:

```
pylith step06.cfg >& step05.log &  
tail -f step06.log
```

Step 6: Slip Profiles Versus Time

Earthquake rupture causes slip over entire fault



Spontaneous Rupture Tips

Fault friction is inherently highly nonlinear

- Spontaneous rupture often localizes stresses, requiring very high resolution meshes around fault.
- Friction parameters from the laboratory are usually not numerically tractable.
- You often need to regularize the friction model to obtain numerically stable solutions.
 - Increase slip/time over which friction coefficient evolves.
 - Reduce difference between “yield” stress and sliding stress.
 - Reduce time step and discretization size.